










wiring accessories for DLP columns and mini-column



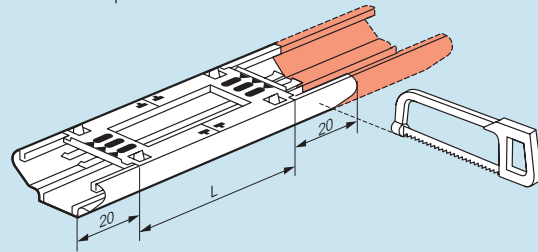
Pack	Cat.Nos	Self-assembly wiring accessory units
		For equipping the column with wiring accessories Equipment to be provided for fitting the wiring accessories: <ul style="list-style-type: none"> • 1 wiring accessory support unit, length 2 m to be cut to length (see opposite) • Wiring accessory support(s) • 2 end caps
		Unit
18 ⁽¹⁾	307 13	 For mounting 60 mm fixing centres wiring accessories, Lexic and Mosaic Supplied with cable clamp Length 2 m
10	307 14	 Set of 2 end caps for above unit
		Mosaic supports
		Clip-on supports which can be fitted side by side For use with screw or automatic connection Mosaic sockets for trunking systems and columns with straight or sloping screw recesses (see p. 723) Supplied with finishing plate
20	109 22	 2 modules
5	109 32	 3 modules
20	109 42	 4 modules
10	109 62	 6 modules
10	109 82	 8 modules
		60 mm fixing centres wiring accessories support
10	109 13	 1-gang
		Legrand Lexic support
5	109 35	 For 3 modules

(1) Number of meters in pack

DLP columns and mini-column

Self-assembly wiring accessory units

To equip your columns, use a wiring accessory support unit
Work out how many sockets you need to install, choose one or more wiring accessory supports and use the table below to calculate the length of unit you need
Allow an additional 20 mm of each end of the unit for fitting the end caps




Range	Number of modules or positions	Cat.No of the wiring accessory support	Length L ⁽¹⁾ of the required unit
60 mm fixing centres wiring accessories	1 gang	1 x 109 13	113 mm
	2 gang	2 x 109 13	243 mm
	3 gang	3 x 109 13	373 mm
	4 gang	4 x 109 13	503 mm
Lexic	3 modules	1 x 109 35	175 mm
	2 modules (1 gang)	1 x 109 22	104 mm
Mosaic	2 x 2 modules	2 x 109 22	224 mm
	3 x 2 modules	3 x 109 22	344 mm
	4 x 2 modules	4 x 109 22	464 mm
	3 modules	1 x 109 32	127 mm
	4 modules (2 gang)	1 x 109 42	149 mm
	2 x 4 modules	2 x 109 42	314 mm
	6 modules (3 gang)	1 x 109 62	194 mm
	2 x 6 modules	2 x 109 62	404 mm
8 modules (4 gang)	1 x 109 82	239 mm	
	2 x 8 modules	2 x 109 82	494 mm

(1) Length excluding dimensions of 2 x 20 mm end caps

Mounting wiring accessory on modular boxes



The aluminium unit with separation is suitable for current separation and connection on 4 sides



Install the box



Clip on Mosaic
Add the finishing plate and the end caps